




S I E S T A™

Revolutionary Diagnostics for a Wireless World





Revolutionary?
A strong word.
But Siesta truly
is revolutionary.

A data recorder with the features listed below would typically be considered very advanced...

Revolutionary Size

For those who want numbers, just 300 grams (9.6 ounces) with batteries installed. Dimensions: 139.7mm x 76.2mm x 38.1mm, 5.5"x 3" x 1.5", (L x W x H). Photo (left) shows the complete standard Siesta pictured actual size.

Revolutionary Flexibility

Siesta provides 32 amplified channels for data collection: any physiological signal may be recorded on any channel

- Differential or Referential
- True 16 bit resolution
- Sampling rates to 512Hz
- Two expansion ports for accessory modules; oximeter, pressure transducers, event button ... interface up to 19 additional signals

Revolutionary Power

- Use standard alkaline AA cells...*OR*
- Use rechargeable NiMH battery pack (Recharger built in - recharge Siesta just like you charge your cell phone)...*OR*
- Run Siesta on AC power; just plug it in

S I E S T

But with Siesta
there's more...
much more...

Revolutionary Wireless Data Transmission

Gather Data in ways you never dreamed possible:
Siesta's wireless LAN link provides the clinician with testing options and opportunities never before available. Your patients are free to move about while you continue to monitor and record the data. Set up a testing room in just minutes. Use Siesta in PSG/EEG lab or as your best solution for ambulatory testing.

Revolutionary Data Storage

- Record directly to the on-board, industry standard Compact Flash Card (various sizes available)
- OR**
- Record all raw data directly to the computer over a wireless network link...error free
- OR Both Simultaneously (Instant Backup)*

Just imagine - a single product that provides all of the following testing options...



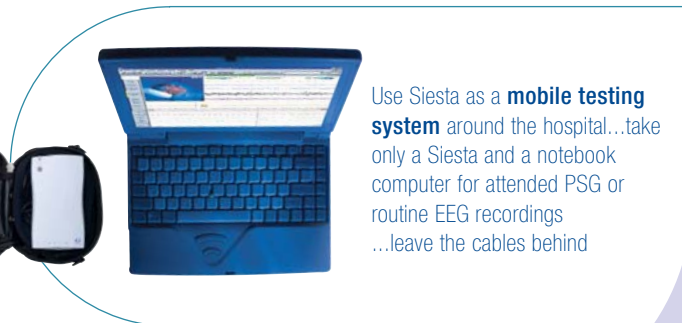
Siesta is fully functional as an ambulatory **EEG recorder**
...extremely small and lightweight
...record 32 channels of EEG for 24 hours plus



Portable sleep studies are simple with Siesta...
integrated oximeter and pressure transducer
...compact flashcard storage

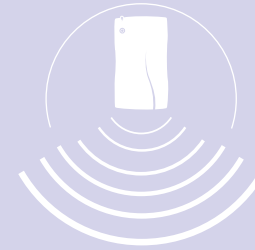


Use Siesta as your **laboratory amplifier** system. No cables...
networked functions
...wireless data transmission



Use Siesta as a **mobile testing system** around the hospital...take only a Siesta and a notebook computer for attended PSG or routine EEG recordings
...leave the cables behind

Use your institution's existing computer network to transmit data from Siesta back to the laboratory location



Data transmitted via radio LAN link



Local access point to receive data



Computer network utilized to communicate with clinical lab



Monitor/record data at the clinical workstation



Use Siesta for all of your Sleep diagnostic needs:

Use proFusion PSG 2 for World Class Sleep analysis:



- Re-filter the data during review and acquisition
- Re-reference the data during review and acquisition
- Split time base functions allow for exceptionally fast record review and event validation
- Score records as they are being acquired in real-time
- Full automatic analysis for all primary event types and sleep stages
- Easily configure reports for diagnostic, MSLT, and split-night studies
- Digital display of all calibrated channels
- Mouse directed tools for measuring durations, amplitudes, and instantaneous calibrated values at any point in the recording
- Optional synchronized digital video

Siesta offers exceptional flexibility in the EEG Laboratory:

Use proFusion EEG for effortless EEG analysis:



- Monitor waveforms continuously on mobile, long-term patients
- Summary graphics tool provides simple navigation to review and edit relevant segments of data; single step archiving of waveforms and digital video
- Real-time access to studies currently being recorded from physician review station
- Re-reference single channels or complete re-montage with a single click
- Heart rate displayed digitally, beat to beat, above the waveform
- Standard integrated signal analysis (QEEG): brain mapping and spectral analysis
- Selectable digital filters; baseline noise reduction
- All technician montage and filter changes are clearly indicated on the recording
- Software controlled, fully synchronized digital video
- Automatic link to MS-Word for reporting; simple output to Excel and Powerpoint for presentation preparation

For high level Network and Database applications:



Compumedics divisions:



For more information please contact:

Compumedics USA Ltd:
7850 Paseo del Norte
El Paso
Texas 79912
Toll Free: 1 877 717 3975
Fax: 1 915 845 2965

Compumedics Limited, Australia:
30-40 Flockhart Street
Abbotsford VIC 3067
Australia
Tel: +61 3 8420 7300
Fax: +61 3 8420 7399
Free Call: 1800 651 751

Compumedics Singapore, Pte Ltd:
7500A Beach Road
#10-323 The Plaza
Singapore 199591
Tel: +65 6392 0902
Fax: +65 6392 0570

Compumedics Germany GmbH
Heussweg 25
20255 Hamburg
Germany
Tel: +49 40 40 18 99 41
Fax: +49 40 40 18 99 49

All specifications subject to change without notice.
Please contact your Compumedics representative for latest technical information, pricing and product availability. ProFusion NexUS, ProFusion, Siesta, Somte, E-Series, P-Series, Saffro, COMPUMEDICS and the Compumedics logo are all trademarks of Compumedics Limited, Australia.

AA319 Issue1

